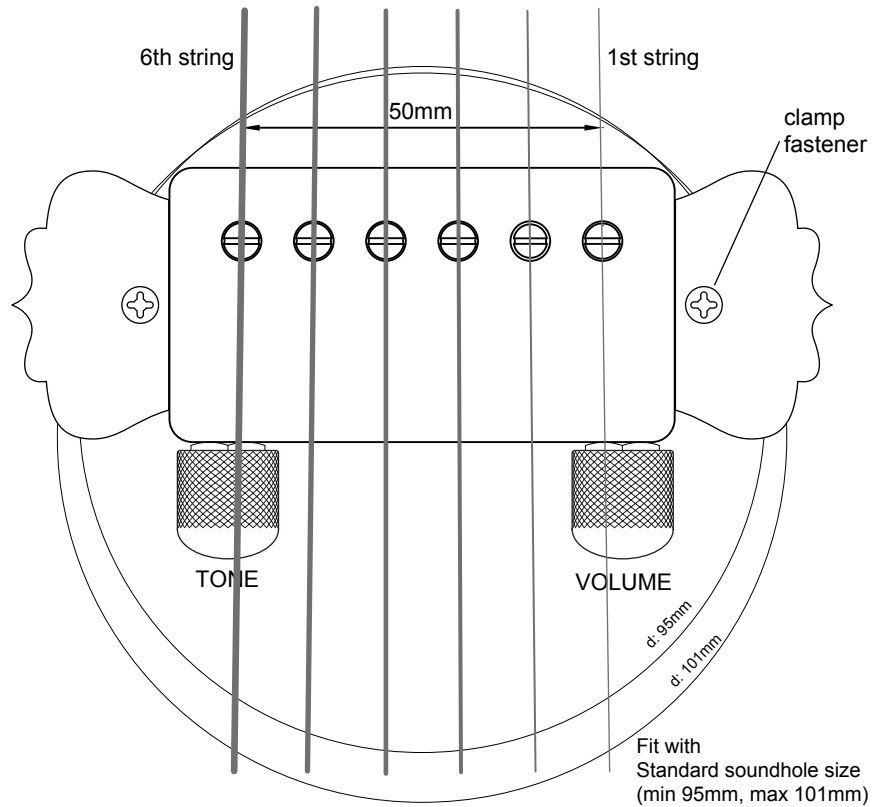




Memphisys 66 - ENN
- endpin jack
install from inside



Memphisys 66 - OSJ
- jack install on endpin



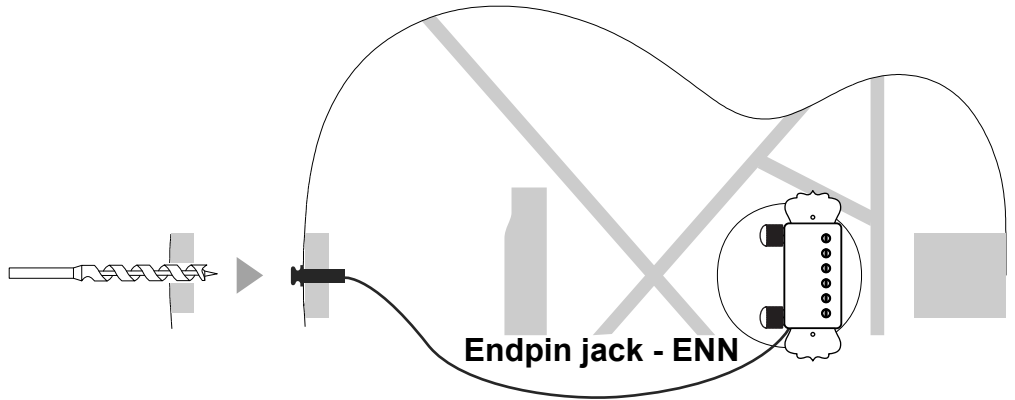
Specifications:

- Full Shielded
- Braided Coaxial Cable
- 1 Volume, 1 Tone
- ENN or OSJ Endpin Jack included
- No Battery Required

INSTALLATION

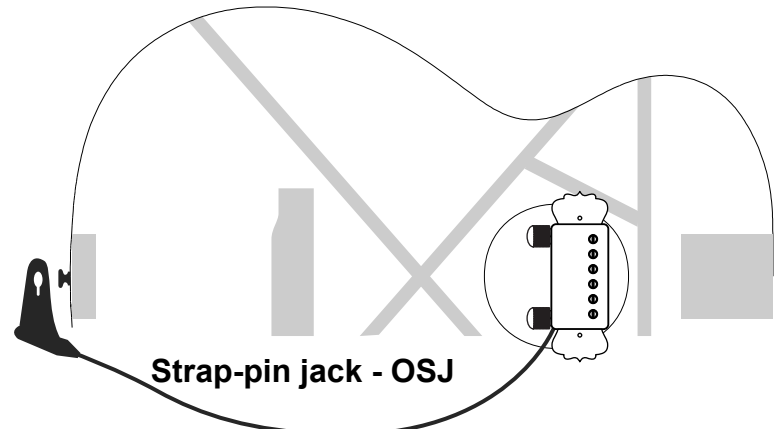
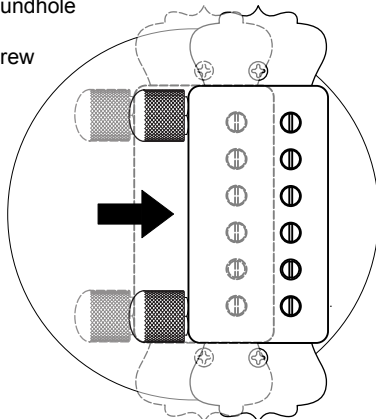
1. Endpin jack - ENN

- Make a hole for endpin jack.
- Use 12 mm or 15/32 inch drill bit for wood.
- Install the ENN endpin jack from inside.
- * Endpin jack has power switch function.
- System will turn on when plug in.



2. Pickup Setting

- Release both clamp
- Insert output jack (ENN)
- Seat the pickup over soundhole
- Move forward
- Fasten both fastener screw



Notice

- MEMPHISYS 66 pickup is designed for RIGHT-HAND guitar. If you want use it for Left-hand guitar, seat the pickup on bridge side of sound-hole.
- Due to static on your finger, it can makes small noise when knob turning. simply touching pickup case together can reduce the static noise.