

VPL-1

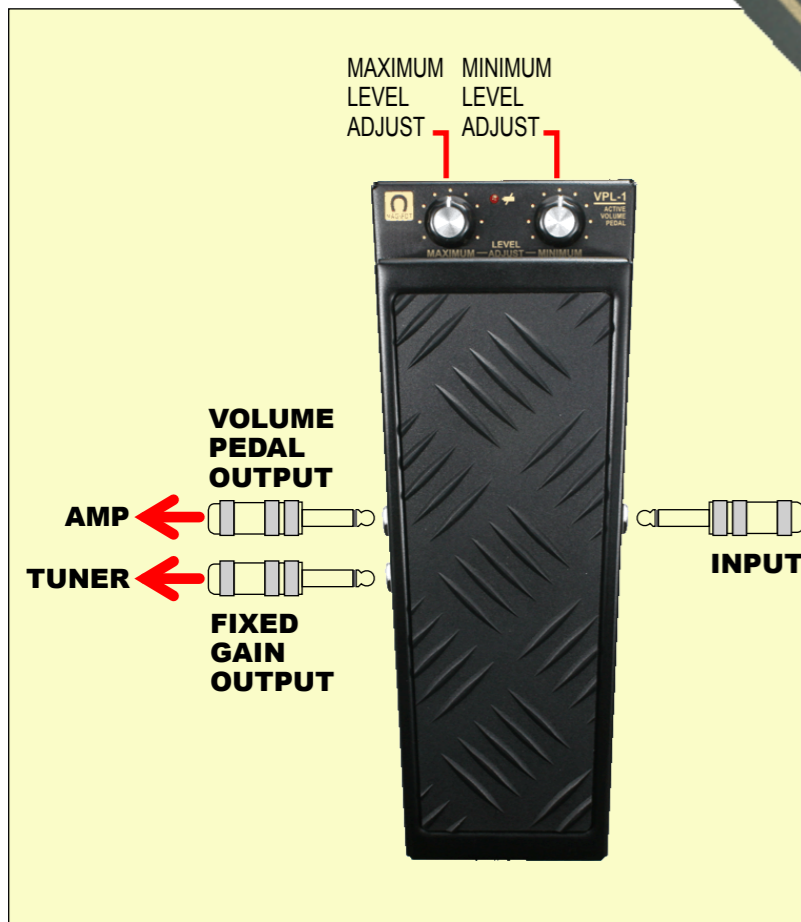
MAG-POT TECHNOLOGY

ACTIVE VOLUME PEDAL



MAG-POT
technology provides

- No pot-noise
- Maintenance free
- Permanent pot-lifetime

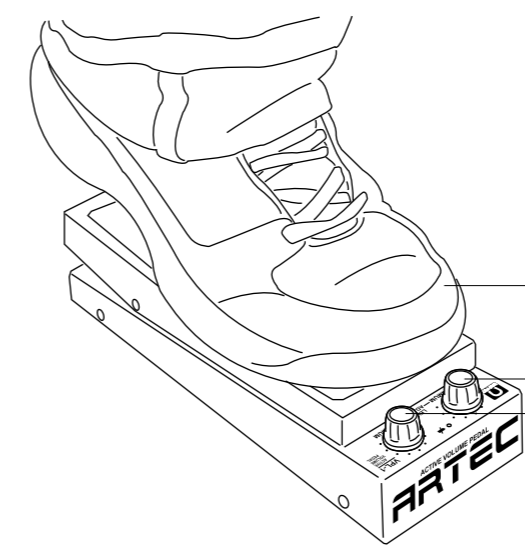


ACTIVE VOLUME PEDAL

- METAL BODY
- VOLUME PEDAL OUTPUT
- FIXED GAIN OUTPUT
- MAXIMUM LEVEL
- MINIMUM LEVEL
- LOW-BATT INDICATOR
- BATTERY COMPARTMENT

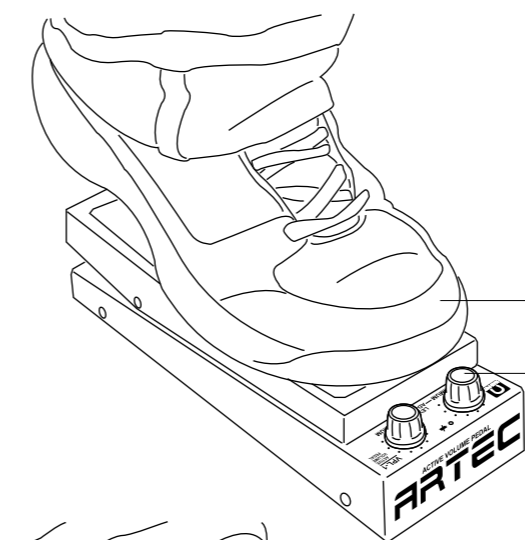


ARTEC VPL-1 SETTING GUIDE



set VPL-1 as a VOLUME PEDAL

- 1> step up the pedal to maximum
- 2> set MAX-LEVEL to make normal sound level
- 3> set MIN-LEVEL to zero(0 position)



set VPL-1 as a VOLUME SHIFTER

- 1> step up the pedal to maximum
- 2> set MAX-LEVEL to make high volume (ex. high volume for solo play)
- 3> step down the pedal to minimum
- 4> set MIN-LEVEL to make low level (ex. low volume for backing play)